

Datos Estadísticos Julio 2024

Gerencia de Operaciones



SI - CER655628

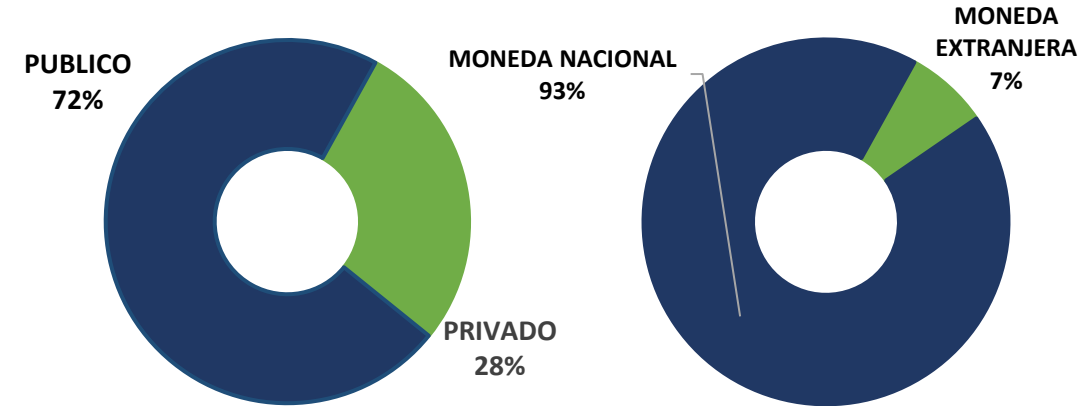


Obligaciones Vigentes



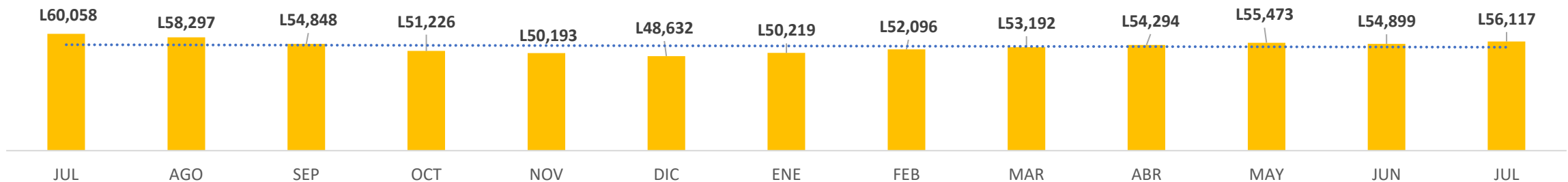
Datos a Julio 2024 (Millones de Lempiras)

| EMISOR | Moneda Nacional | Moneda Extranjera |
|----------------------------------------------|-----------------|-------------------|
| PRIVADO | L 11,893 | L 3,994 |
| BANCO ATLÁNTIDA, S.A. | L 1,300 | L 295 |
| BANCO DE AMERICA CENTRAL HONDURAS, S.A. | L 2,335 | L 1,959 |
| BANCO DEL PAIS | L 5,534 | L 494 |
| BANCO FINANCIERA CENTROAMERICANA, S.A. | L 387 | L 644 |
| BANCO FINANCIERA COMERCIAL HONDUREÑA, S.A. | L 1,504 | L 185 |
| FINANCIERA CREDI Q S.A. | L 36 | L 417 |
| ALUTECH, S.A. DE C.V. | L 722 | L - |
| BANCO POPULAR, S.A. | L 60 | L - |
| MORGAN STANLEY | L 15 | L - |
| PUBLICO | L 40,229 | L - |
| BANCO CENTRAL DE HONDURAS, S.A. | L 12,637 | L - |
| BONO (HNL) BCH | L 586 | L - |
| LETRA (HNL) ESTRUCTURALES | L 12,051 | L - |
| EMPRESA NACIONAL DE ENERGIA ELECTRICA | L 4,110 | L - |
| BONO (HNL) | L 4,110 | L - |
| SECRETARIA DE FINANZAS GOB HONDURAS | L 23,482 | L - |
| BONO (HNL) SEFIN | L 23,482 | L - |
| Total | L 52,123 | L 3,994 |



Comportamiento histórico (Julio 2023 – Julio 2024 | Moneda Nacional y Extranjera)

(Millones de Lempiras)



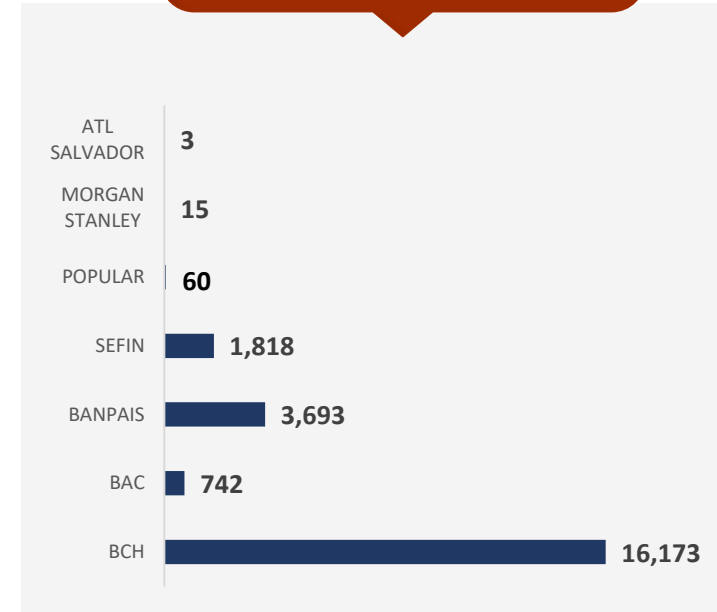
Operaciones Bursátiles



Datos Interanuales Acumulados a Julio 2024 VS Julio 2023 (Millones de Lempiras)

| DETALLE | 2024 | | | 2023 | | | % VARIACIÓN | |
|------------------------------------------|------------|----------------|-----------------|------------|----------------|-----------------|----------------|---|
| | TX | VALOR TRANSADO | % PARTICIPACIÓN | TX | VALOR TRANSADO | % PARTICIPACIÓN | | |
| PRIMARIO | 233 | 21,654 | 96.22% | 147 | 18,053 | 79.39% | 19.95% | ↑ |
| BONO (HNL) ENEE | 0 | 0 | 0.00% | 1 | 196 | 0.86% | -100.00% | ↓ |
| BONO (HNL) ESTRUCTURAL BCH | 4 | 22 | 0.10% | 4 | 119 | 0.52% | -81.74% | ↓ |
| BONO (HNL) PRIVADO | 170 | 4,371 | 19.42% | 7 | 616 | 2.71% | 609.87% | ↑ |
| BONO (HNL) SEFIN | 12 | 971 | 4.32% | 0 | 0 | 0.00% | 0.00% | |
| BONO\$ (USD) PRIVADO | 4 | 124 | 0.55% | 87 | 744 | 3.27% | -83.33% | ↓ |
| LETRA (HNL) ESTRUCTURALES BCH | 40 | 16,151 | 71.77% | 48 | 16,378 | 72.03% | -1.38% | ↓ |
| NOTA ESTRUCTURADA DE CAPITAL GARANTIZADO | 3 | 15 | 0.07% | 0 | 0 | 0.00% | 0.00% | |
| SECUNDARIO | 20 | 850 | 3.78% | 56 | 4,686 | 20.61% | -81.87% | ↓ |
| BONO (HNL) ENEE | 0 | 0 | 0.00% | 4 | 555 | 2.44% | -100.00% | ↓ |
| BONO (HNL) ESTRUCTURAL BCH | 0 | 0 | 0.00% | 1 | 100.3 | 0.44% | -100.00% | ↓ |
| BONO (HNL) PRIVADO | 0 | 0 | 0.00% | 2 | 5 | 0.02% | -100.00% | ↓ |
| BONO (HNL) SEFIN | 4 | 43 | 0.19% | 33 | 2,800 | 12.31% | -98.45% | ↓ |
| BONO\$ (USD) PRIVADO | 0 | 0 | 0.00% | 3 | 74 | 0.32% | -100.00% | ↓ |
| BONO\$ (USD) SOBERANO SEFIN | 14 | 555 | 2.47% | 11 | 481 | 2.12% | 15.40% | ↑ |
| LETRA (HNL) ESTRUCTURALES BCH | 0 | 0 | 0.00% | 2 | 670 | 2.95% | -100.00% | ↓ |
| REPORTO USD SEFIN | 1 | 248 | 1.10% | 0 | 0 | 0.00% | 0.00% | |
| CERTIFICADO DE INVERSION USD ATL | 1 | 3 | 0.01% | 0 | 0 | 0.00% | 0.00% | |
| Total general | 253 | 22,504 | 100.00% | 203 | 22,739 | 100.00% | -1.03% | ↓ |

Ranking



CANTIDAD DE OPERACIONES
253



VARIACIÓN EN VALOR TRANSADO
-1.03%



VALOR TRANSADO
L22.5 MM

Operaciones Bursátiles por Emisor



Datos Acumulados a Julio 2024 VS Julio 2023 (Millones de Lempiras)

| DETALLE | 2024 | | | 2023 | | | | % VARIACIÓN |
|--------------------------------------------|------------|----------------|-----------------|------------|----------------|-----------------|----------------|-------------|
| | TX | VALOR TRANSADO | % PARTICIPACIÓN | TX | VALOR TRANSADO | % PARTICIPACIÓN | | |
| PRIMARIO | 233 | 21,654 | 96.22% | 147 | 18,053 | 79.39% | 19.95% | |
| BANCO CENTRAL DE HONDURAS, S.A. | 44 | 16,173 | 71.87% | 52 | 16,497 | 72.55% | -1.96% | |
| BANCO DEL PAIS | 155 | 3,693 | 16.41% | 79 | 427 | 1.88% | 763.90% | |
| SECRETARIA DE FINANZAS GOB HONDURAS | 12 | 971 | 4.32% | 0 | 0 | 0.00% | 0.00% | |
| BANCO DE AMERICA CENTRAL HONDURAS, S.A. | 13 | 742 | 3.30% | 12 | 930 | 4.09% | -20.20% | |
| BANCO POPULAR, S.A. | 6 | 60 | 0.27% | 0 | 0 | 0.00% | 0.00% | |
| MORGAN STANLEY | 3 | 15 | 0.07% | 0 | 0 | 0.00% | 0.00% | |
| FINANCIERA CREDI Q, S.A. | 0 | 0 | 0.00% | 1 | 1 | 0.01% | -100.00% | |
| BANCO FINANCIERA COMERCIAL HONDUREÑA, S.A. | 0 | 0 | 0.00% | 2 | 1 | 0.00% | -100.00% | |
| EMPRESA NACIONAL DE ENERGIA ELECTRICA | 0 | 0 | 0.00% | 1 | 196 | 0.86% | -100.00% | |
| SECUNDARIO | 20 | 850 | 3.78% | 56 | 4,686 | 20.61% | -81.87% | |
| SECRETARIA DE FINANZAS GOB HONDURAS | 19 | 847 | 3.76% | 44 | 3,281 | 14.43% | -74.19% | |
| BANCO ATLÁNTIDA EL SALVADOR, S.A. | 1 | 3 | 0.01% | 0 | 0.0 | 0.00% | 0.00% | |
| BANCO CENTRAL DE HONDURAS, S.A. | 0 | 0 | 0.00% | 3 | 770 | 3.39% | -100.00% | |
| EMPRESA NACIONAL DE ENERGIA ELECTRICA | 0 | 0 | 0.00% | 4 | 555 | 2.44% | -100.00% | |
| BANCO ATLÁNTIDA, S.A. | 0 | 0 | 0.00% | 2 | 74 | 0.32% | -100.00% | |
| BANCO DE AMERICA CENTRAL HONDURAS, S.A. | 0 | 0 | 0.00% | 2 | 5 | 0.02% | -100.00% | |
| BANCO FINANCIERA CENTROAMERICANA, S.A. | 0 | 0 | 0.00% | 1 | 0.3 | 0.00% | -100.00% | |
| Total general | 253 | 22,504 | 100.00% | 203 | 22,739 | 100.00% | -1.03% | |



CANTIDAD DE OPERACIONES
253



VARIACIÓN EN VALOR TRANSADO
-1.03%



VALOR TRANSADO
L22.5 MM

Tasas de Interés Nominal y Rendimiento (Sector Privado)



Mercado Primario - Datos Acumulados de Julio 2023 – Julio 2024 (Porcentajes)

Tasas de Interés Nominal Máximas

| | JUL | AGO | SEP | OCT | NOV | DIC | ENE | FEB | MAR | ABR | MAY | JUN | JUL |
|---------------------------|------|-----|------|-----|------|------|------|------|------|------|------|------|------|
| INSTRUMENTO/PLAZO | | | | | | | | | | | | | |
| BONO (HNL) PRIVADO | | | | | | | | | | | | | |
| 3 Años | | | | | 9.15 | 9.15 | 9.50 | 9.60 | 9.50 | 9.50 | 9.50 | 9.50 | 9.50 |
| 4 Años | 6.25 | | | | | | | | | | | | |
| 5 Años | 6.50 | | 7.00 | | | 7.00 | | | 8.50 | | 8.50 | 8.50 | 9.50 |
| 6 Años | 6.75 | | | | | | | | | | | | |
| 7 Años | | | | | | 7.50 | | | 9.00 | | | | |
| 10 Años | | | | | | | | | | | | | |

| | JUL | AGO | SEP | OCT | NOV | DIC | ENE | FEB | MAR | ABR | MAY | JUN | JUL |
|-----------------------------|------|------|-----|-----|-----|------|-----|-----|------|-----|-----|-----|-----|
| INSTRUMENTO/PLAZO | | | | | | | | | | | | | |
| BONO\$ (USD) PRIVADO | | | | | | | | | | | | | |
| 3 Años | 5.80 | 5.80 | | | | | | | | | | | |
| 4 Años | | | | | | | | | | | | | |
| 5 Años | | 5.75 | | | | | | | 6.00 | | | | |
| 7 Años | | 5.75 | | | | 5.75 | | | | | | | |

Tasas de Rendimiento Mínimas

| | JUL | AGO | SEP | OCT | NOV | DIC | ENE | FEB | MAR | ABR | MAY | JUN | JUL |
|---------------------------|------|-----|------|-----|-----|------|------|------|------|------|------|------|------|
| INSTRUMENTO/PLAZO | | | | | | | | | | | | | |
| BONO (HNL) PRIVADO | | | | | | | | | | | | | |
| 3 Años | | | | | | 8.75 | 9.00 | 9.00 | 9.40 | 9.46 | 9.19 | 9.50 | 9.50 |
| 4 Años | 6.25 | | | | | | | | | | | | |
| 5 Años | 6.50 | | 6.95 | | | | 8.00 | | | 8.50 | | 8.50 | 8.48 |
| 6 Años | 6.75 | | | | | | | | | | | | |
| 7 Años | | | | | | | 7.45 | | | 9.00 | | | |
| 10 Años | | | | | | | | | | | | | |

| | JUL | AGO | SEP | OCT | NOV | DIC | ENE | FEB | MAR | ABR | MAY | JUN | JUL |
|-----------------------------|------|------|-----|-----|-----|------|-----|-----|-----|------|-----|-----|-----|
| INSTRUMENTO/PLAZO | | | | | | | | | | | | | |
| BONO\$ (USD) PRIVADO | | | | | | | | | | | | | |
| 3 Años | 6.20 | 6.13 | | | | | | | | | | | |
| 4 Años | | | | | | | | | | | | | |
| 5 Años | | 5.65 | | | | | | | | 5.85 | | | |
| 6 Años | | 5.65 | | | | 6.00 | | | | | | | |

Tasas de Interés Nominal y Rendimiento (Sector Público)

Mercado Secundario - Datos Acumulados de Julio 2023 – Julio 2024 (Porcentajes)



Tasas de Interés Nominal Máximas

| | JUL | AGO | SEP | OCT | NOV | DIC | ENE | FEB | MAR | ABR | MAY | JUN | JUL |
|------------------------------------|-------|-------|-------|-----|------|------|-----|------|------|------|-------|------|------|
| INSTRUMENTO/PLAZO | | | | | | | | | | | | | |
| BONO (HNL) ENEE | | | | | | | | | | | | | |
| 4 Años | | | | | | | | | | | | | |
| 5 Años | | | | | | | | | | | | | |
| 6 Años | | | | | | | | | | | | | |
| 7 Años | | | | | | | | | | | | | |
| 8 Años | | | | | | | | | | | | | |
| 10 Años | | | | | | | | | | | | | |
| 15 Años | | | | | | | | | | | | | |
| BONO (HNL) ESTRUCTURAL BCH | | | | | | | | | | | | | |
| 2 Años | 4.25 | | | | | | | | | | | | |
| BONO (HNL) SEFIN | | | | | | | | | | | | | |
| 3 Años | | | | | | | | | | | | | |
| 4 Años | | | | | | | | | | | | | |
| 6 Años | 9.10 | | 9.10 | | | | | | | | | | |
| 8 Años | 10.00 | 9.75 | 7.70 | | | | | | | | | | |
| 9 Años | | | | | | | | | | | | | |
| 10 Años | | | 10.15 | | | | | | | | 10.15 | | |
| 11 Años | 10.40 | 10.40 | | | | | | | | | | | |
| 16 Años | 11.00 | 11.00 | 11.00 | | | | | | | | | | |
| BONO\$ (USD) SEFIN | | | | | | | | | | | | | |
| 10 Años | | | | | | | | | | | | | |
| BONO\$ (USD) SOBERANO SEFIN | | | | | | | | | | | | | |
| 10 Años | | 6.25 | | | 5.63 | | | 5.63 | 6.25 | 6.25 | 6.25 | 6.25 | 6.25 |
| 11 Años | 7.50 | 7.50 | | | 7.50 | 7.50 | | | | | | | |

Tasas de Rendimiento Mínimas

| | JUL | AGO | SEP | OCT | NOV | DIC | ENE | FEB | MAR | ABR | MAY | JUN | JUL |
|------------------------------------|------|------|------|-----|------|------|-----|------|------|------|------|------|-----|
| INSTRUMENTO/PLAZO | | | | | | | | | | | | | |
| BONO (HNL) ENEE | | | | | | | | | | | | | |
| 4 Años | | | | | | | | | | | | | |
| 5 Años | | | | | | | | | | | | | |
| 6 Años | | | | | | | | | | | | | |
| 7 Años | | | | | | | | | | | | | |
| 8 Años | | | | | | | | | | | | | |
| 10 Años | | | | | | | | | | | | | |
| 15 Años | | | | | | | | | | | | | |
| BONO (HNL) SEFIN | | | | | | | | | | | | | |
| 2 Años | 4.25 | | | | | | | | | | | | |
| BONO (HNL) SEFIN | | | | | | | | | | | | | |
| 3 Años | | | | | | | | | | | | | |
| 4 Años | | | | | | | | | | | | | |
| 6 Años | 3.85 | | 5.15 | | | | | | | | | | |
| 8 Años | 4.26 | 5.20 | 6.35 | | | | | | | | | | |
| 9 Años | | | | | | | | | | | | | |
| 10 Años | | | 6.93 | | | | | | | | | 8.10 | |
| 11 Años | 6.50 | 6.50 | | | | | | | | | | | |
| 16 Años | 8.25 | 8.44 | 8.44 | | | | | | | | | | |
| BONO\$ (USD) SEFIN | | | | | | | | | | | | | |
| 10 Años | | | | | | | | | | | | | |
| BONO\$ (USD) SOBERANO SEFIN | | | | | | | | | | | | | |
| 10 Años | | 8.12 | | | 8.61 | | | 7.88 | 8.36 | 7.72 | 8.51 | 5.83 | |
| 11 Años | 7.44 | 7.48 | | | 7.50 | 7.37 | | | | | | | |

Evolución Histórica de Operaciones Bursátiles



Datos Acumulados desde 1993 (Grafica en Millones de Lempiras)



Montos Transados desde 1993
L3,710,544,863,172.90



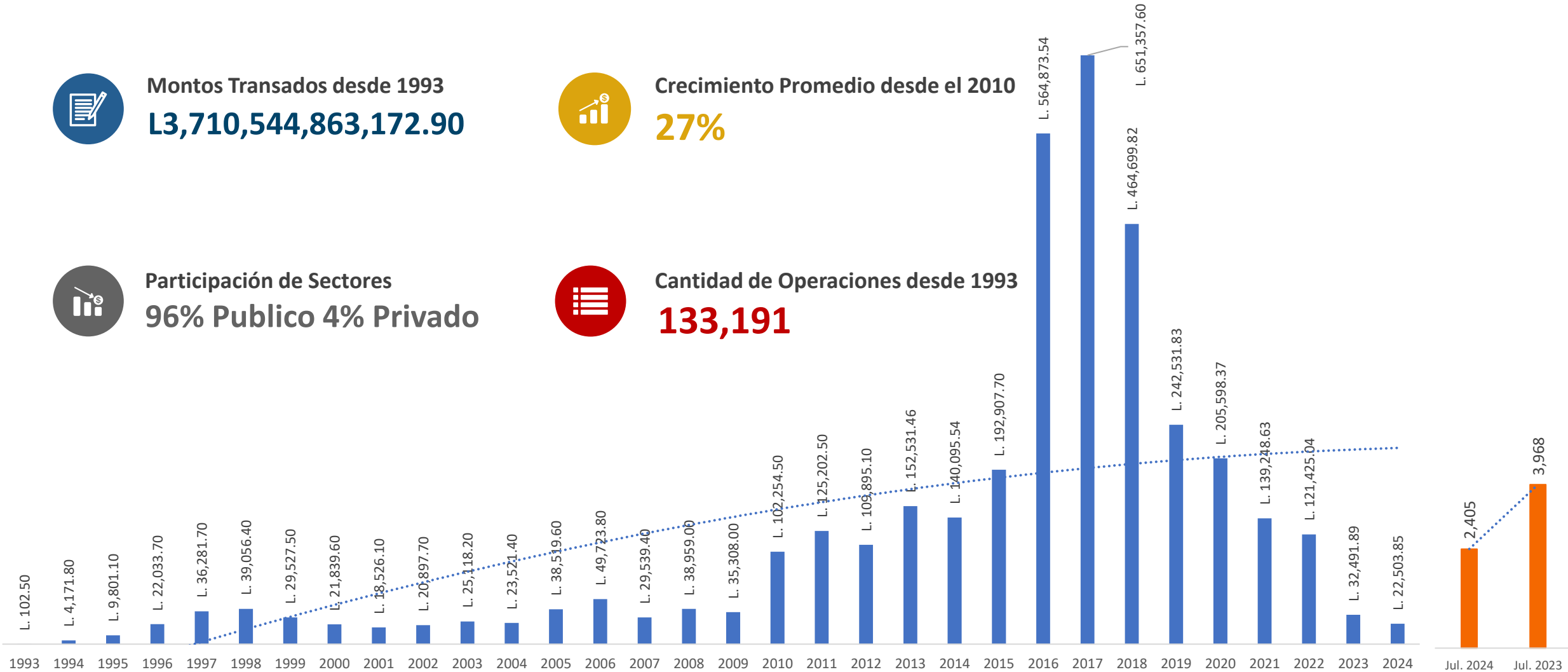
Crecimiento Promedio desde el 2010
27%



Participación de Sectores
96% Publico 4% Privado



Cantidad de Operaciones desde 1993
133,191



Datos Estadísticos Julio 2024

Gerencia de Operaciones



SI - CER655628

